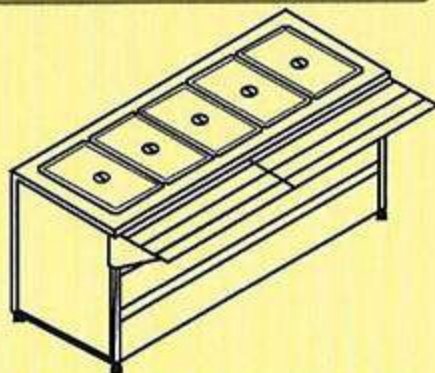


## SINK



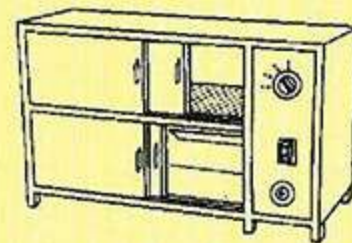
A sturdy unit, compact mounted on table stand to suit working height useful as cooking sink next to cooking range totally made out of 16 gauge "SALEM"/JINDAL 304 stainless steel. General size 2' x 2'- dept either 7" or 11" as per requirement.

## BAIN MARIE



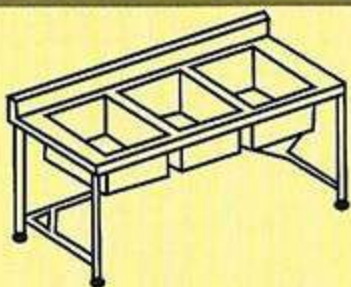
A very useful gadget to keep the soups/Dal Sambar or vegetable steaming hot all the time till service. Tray slide provided for self service. Units are either Electrically operated with thermostatically controlled heater or with L.P.G. Gas. The total construction in " stainless steel. The container's size and nos are as per requirement.

## HOT CASE



Generally this unit is tailor made according to the size required by the client to suit space and need. The unit is having 18 gauge S. S. sliding doors with 2 under shelves. Heaters with thermostat control indicator light and total side insulation to prevent heat loss are unique features.

## WASHING UNIT 3 SINKS WITH DRAIN BOARD



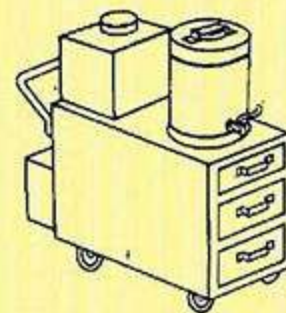
This unit takes care of your cleaning problems. A combined unit of three sinks with depths of 7", 11" & 7" are provided to use cold water, hot & soap water and cold water rinse respectively. Attached drain board takes care of drying the plates and utensils. It has a 6" high splash back face. Being a combined unit no gaps in between, prevents any leakage thus keeping the area dry & tidy. The main units made out of 16 gauge, stainless steel for durability.

## BAIN MARIE/HOTCASE SERVICE TABLE




A unique combined unit which saves space and help keep fast service for a busy restaurant, one man can handle the total service as the Bain Marie/ Hot case as well as dish warmer (optional) with service top and above shelves are at the finger tips of the service man. Total unit is in S. S.

## TEA/COFFEE DISPENSER TROLLEY



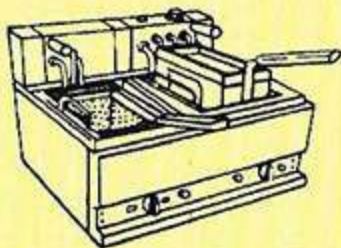
Very useful to give service spot to spot in parties or in industrial units. The trolley is a self sufficient unit having cups washing facilities and drawers for snacks-crockery storage. The thermos unit is removable.

## **IDLI STEAMER (GAS OR ELECTRICAL)**



A complete unit made out of S.S. sheets comes in different sizes for steaming 36, 54, 60, or 120 Idlies at a time. Generally operated by electrical heater with thermostatic control optional by L. P. G. Gas.

## **DEEP FAT FRYER**



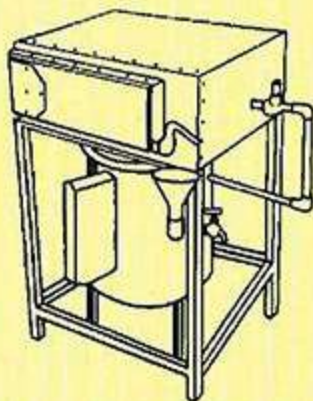
This stainless steel frying unit can be operated on electricity as well as on L.P.G. Gas, and can be supplied with temperature controller for uniform frying. The vessel can be specially modified to have two separate bowls to fry two items at a time.

## **COOKING RANGE (CHINESE STYLE)**




Specially designed to suit the requirement of a Chinese cook, The other features are same as Indian range with a difference to the cone attachment and a splash back sink arrangement.

## **IDLI STEAMER WITH BOILER**



Boiler is out of 6 mm plate where steam is generated. The steaming pot is made out of stainless steel with tray arrangement with a lockable door. The steam from the boiler is admitted in the chamber through pipe with insulated cover. Available in two sizes for 60 or 120 Idlies at a time.

## **STORAGE RACK**



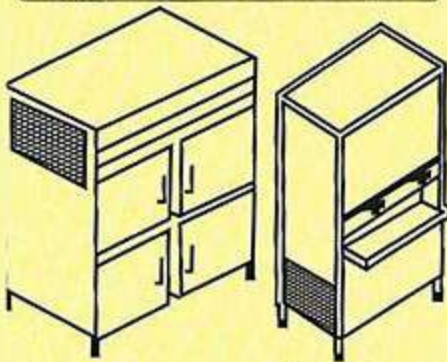
Stainless Steel Shelves with S. S. vertical angles for strength. The Shelves are adjustable using nut bolt arrangement.

## **COOKING RANGE (INDIAN STYLE)**



Robust construction with efficient high pressure fuel saving burners. 16 gauge S. S. top and tray arrangement for collecting spillage if any, which keeps the kitchen clean.

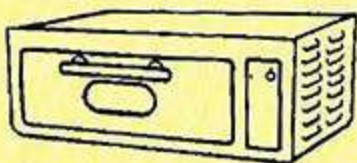
## FRIDGE & WATER COOLER



**FRIDGE:** Fully puff insulated vertical unit available in 3 door or 5 door, with a combination of refrigerator (+ve Temp.) or Deep Freezer (-ve Temp.) Spring loaded doors and common locking are some unique features, can be made horizontal with a working top. Comes with vacuum glass doors if required for display.

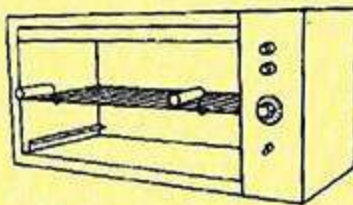
**WATER COOLER:** Vertically standing drinking fountain for dispensing cold water. Unique design with all edges rounded. Provided with "Jaguar" make taps. Self standing with S.S. legs. Can be made horizontal loft mounted for saving space. Available in 60, 100, 150 & 200 ltrs. capacity.

## PIZZA OVEN



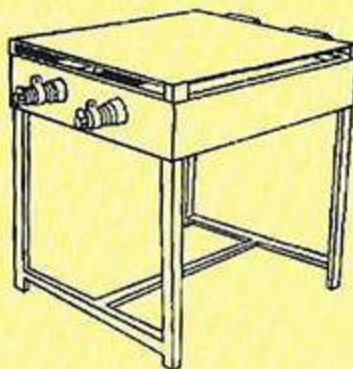
Master Baker on your fast food counter. All stainless steel exterior makes it hygienic perfect top and bottom heating system controlled thermostatically. Available electrically or L.P.G. operated.

## SALAMANDER - TOASTER



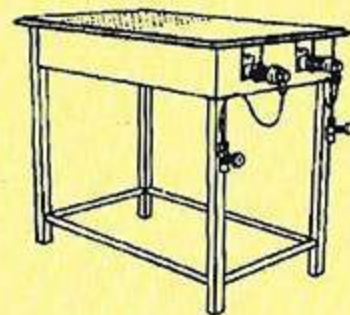
Total construction in stainless steel for hygiene fully insulated. Available in two models either by electrical heaters with thermostatic control or by L. P. Gas with infrared burner. Useful for toasting or roasting.

## DOSA PLATE



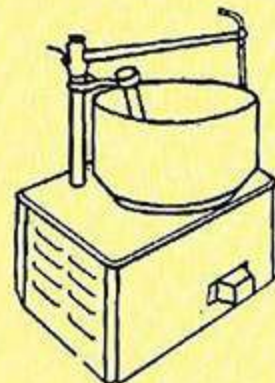
Robust construction with 12 mm thick plate on top with efficient ribbon burners, mounted on table with S. S. side covers for burners. A clean unit for efficient, service available in sizes for 4, 6 & 8 dosas at a time.

## CHAPATI PLATE WITH PUFFER




A sturdy still elegant and clean unit of size 42" x 24" with built in puffer of 15" X 24" size. The unit is mounted on S. S. pipe table with ribbon burners for quick and dependable operation.

## WET GRINDER



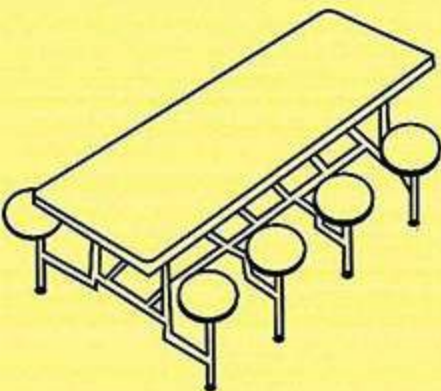
Work Horse that helps you prepare in advance. Stainless still rotating drum with base box having heavy duty gear driven motor. Available with coconut scraper capacities : 3, 5, 7 & 10 liters.

## SHAWARMA MACHINE (CHICKEN GRILLER)



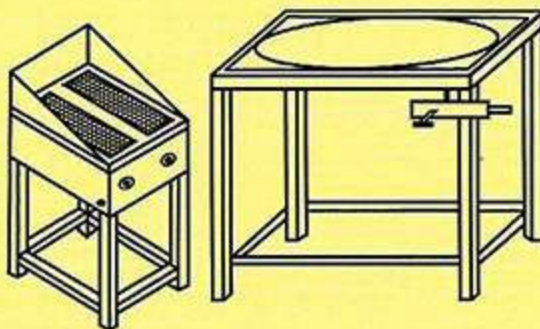
Unit provided with lebanese burners. Full stainless steel construction provided with tray for tissues. Front loading rod with S.S. plate. Table top model or with stand and drawer and space for cylinder below. Can be motorised for rotating display.

## DINING TABLE



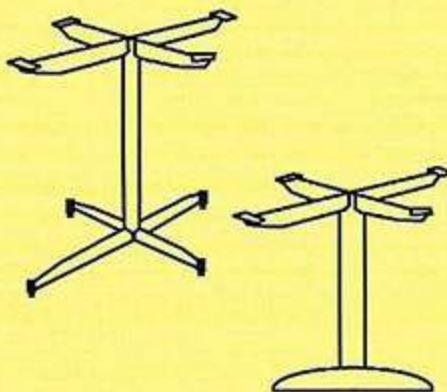
Stainless Steel Top and seats with lower heavy framework in M. S. The Seats can be either folding or sliding, available in 4/6/8 seater as per need. Can be made in full Stainless Steel.

## CHAPATI TAWDI WITH PUFFER



A very useful set of tawa and puffer where chapatis are to be made in bulk, Especially in dinning halls and mess. The round rotating tawa keeps the service fast. The puffer can be used for phulkaas as well.

## TABLE STAND AND BENCH STAND



A commonly used stand made out of M.S. structural steel or stainless steel with vertical sturdy pipe support. The stand has got leveling screws. The top of different materials can be fixed as per choice. Available in different sizes with painted or powder coated finish.

## GAS CYLINDER CAGE



The cylinders are required to be stocked in open area hence for security and handling purpose this cage is required. The basic features are structural steel frame with lockable doors with a sheet top and sides covered by weldmesh. Available with 4/6/8/12 cylinders capacity.

## SOILED DISH RECEIVER WITH ABOVE SHELF



Helps keep the kitchen area clean as all the garbage, leftovers from soiled dish is collected in a drum. The above shelf, helps keep washed glasses for service.